

**Welcome!**



**Glenwood Middle School**

New Student Orientation August 22, 2024

# GMS Administrative Team



Melissa Shindel  
Principal



Heather Cassetta  
Assistant Principal

# Who is My Child's School Counselor?



Caren Hoffman

Students with last names A-L

[caren\\_hoffman@hcpss.org](mailto:caren_hoffman@hcpss.org)



LaNae Nelson

Students with last names M-Z

[lanae\\_nelson@hcpss.org](mailto:lanae_nelson@hcpss.org)

# Glenwood Middle School PTSA

EXPERIENCE GREATNESS



- We need you! Stay involved!

- PTSA:

- Join today!
- [PTSA Website](#)
- [PTSA Facebook Page](#)





# Agenda



- Arrival and Dismissal
- First Day Procedures
- Bell Schedules
- School Meals and Water Bottles
- Lockers and Backpacks
- Enrichment Seminars and After-School Program
- Code of Conduct, Cell Phones, Social Media, Bullying
- R.I.S.E. and Glenwood Together
- Communications
- Back to School Night

# Arrival and Dismissal



# School Hours

7:50 a.m. - 2:35 p.m.

# Arrival and Dismissal

- Arrival:
  - Students may enter at 7:40 a.m.
  - Warning bell at 7:48 a.m.
  - Students should go right to homeroom - no loitering
  - Students must be in homeroom by 7:50 a.m.
- Dismissal:
  - All students are dismissed at 2:35 p.m.



# Arrival

- Bus Riders:
  - Busses will dismiss students at 7:40 a.m. to enter the building
  - Does your child know their:
    - Bus number?
    - Bus stop?
    - Pick-up (and drop-off) times?
  - Your child should arrive to their bus stop early!



<https://www.hcpss.org/schools/transportation/>

# Arrival

- Car Riders:
  - The car rider doors will open at 7:40 a.m. to allow students to enter the building
  - We encourage students to ride the bus. Students must be in homeroom by 7:50 a.m. If the car rider lane is long and students are late, they will be marked tardy to school. This is not an excused tardy.



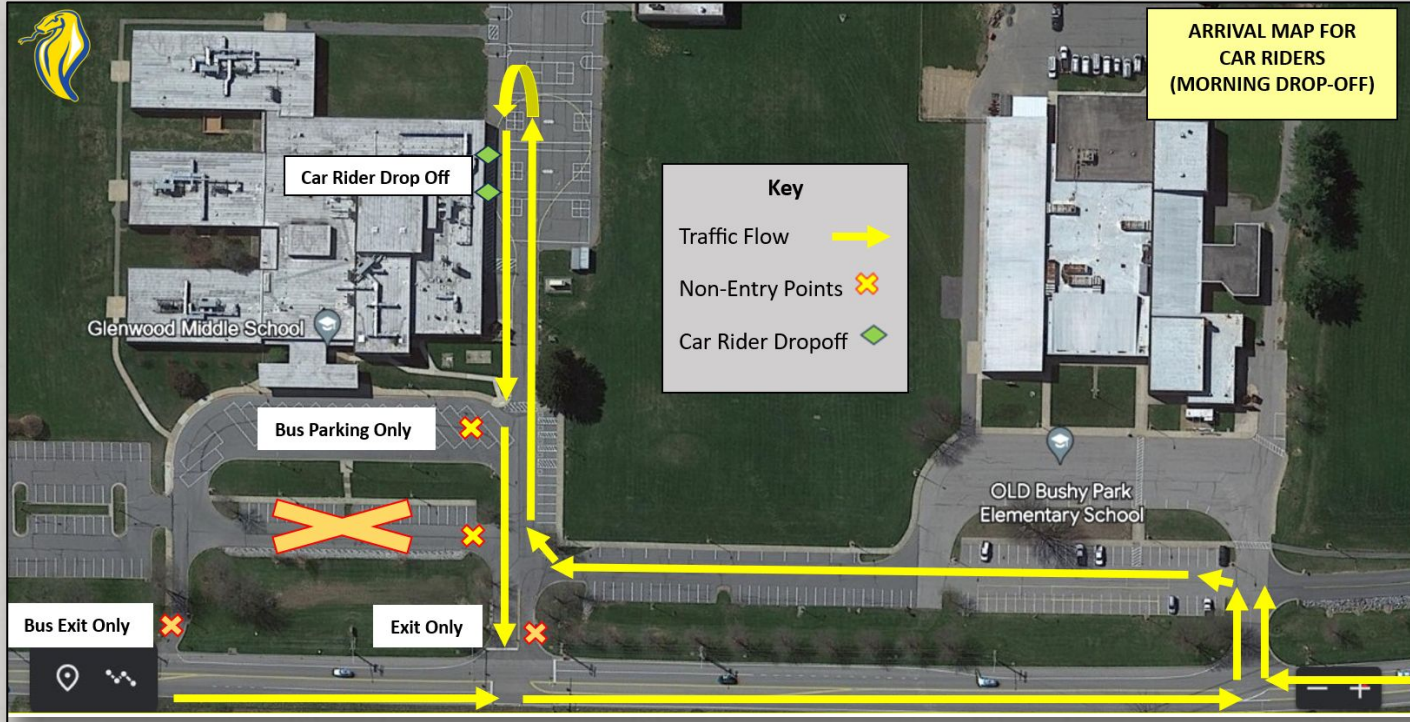
# Arrival

- Car Riders:
  - Cars should enter at the Old Bushy Park entrance (not at the light)
  - You can drive up onto the blacktop in the mornings and drop off at one of the doors
  - Drop-off starts at 7:40 a.m.





# Arrival



# Dismissal

- All Students:
  - All students are dismissed at 2:35 p.m.
  - Lockers → bus.
  - Staff do a sweep to clear building
  - Park, community center, library

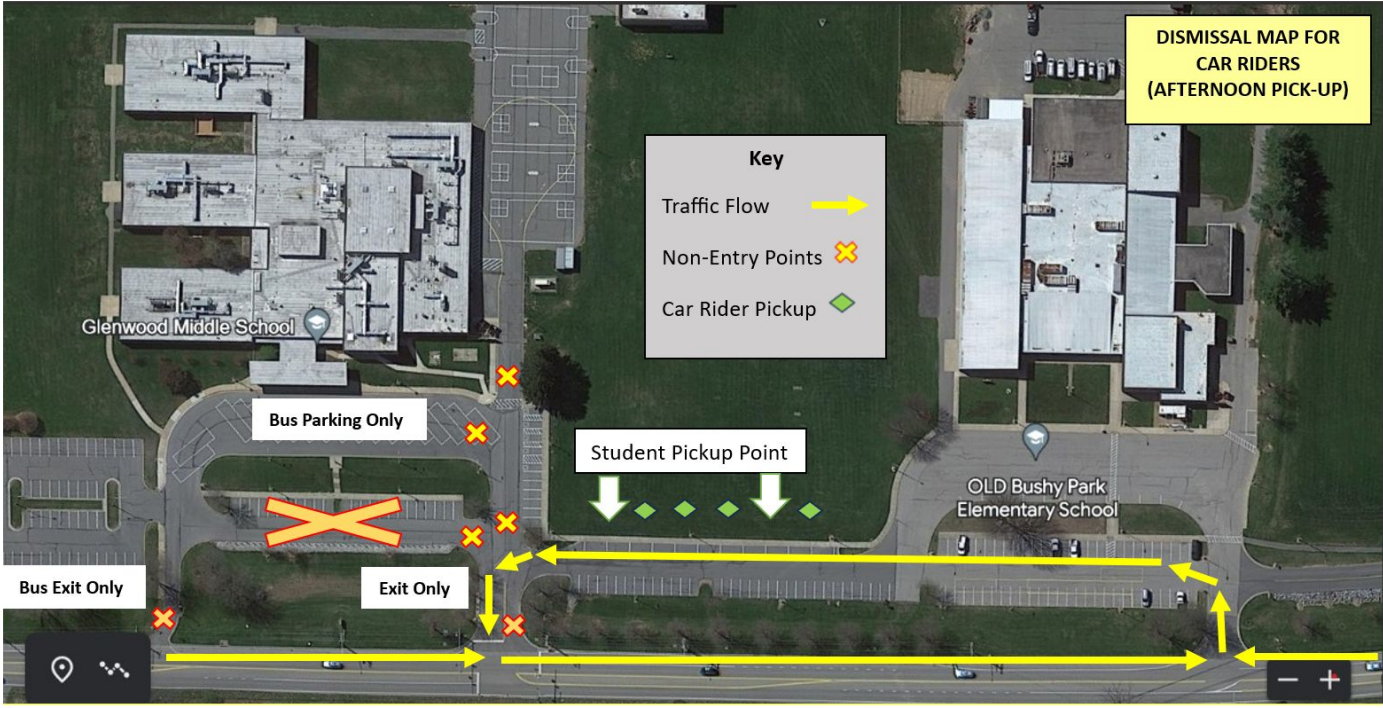


# Dismissal

- All students are dismissed at 2:35 p.m.
- Car Riders:
  - Cars should enter at the Old Bushy Park entrance (not at the light)
  - Line up at the stop sign on the access road. Students will walk to meet you.



# Dismissal



# First Day Procedures



# First Day Procedures

- Bus riders enter through the front doors.
- Car riders enter from the doors on the blacktop.
- All students will report to their homeroom class by 7:50 a.m.
- We will be on a modified schedule the first four days of school to work on:
  - building community
  - reviewing school procedures
  - reviewing emergency procedures
  - teaching our R.I.S.E.
  - discussing the HCPSS Code of Conduct
  - ...and more!



# Bell Schedules





# Daily Schedule

e

Students must  
be in  
homeroom,  
by **7:50 a.m.**



## Glenwood Middle School Daily Bell Schedule

Time	6th Grade	7th Grade	8th Grade
7:40 a.m. – 7:49 a.m.	Arrival		
7:50 a.m. – 7:57 a.m.	Homeroom		
7:59 a.m. – 8:49 a.m.	Period 1	Period 1	Period 1
8:51 a.m. – 9:41 a.m.	Period 2	Period 2	Period 2
9:43 a.m. – 10:33 a.m.	Period 3	Period 3	Period 3
Lunch Block 10:35 a.m. – 12:49 p.m.	Lunch 10:35 a.m. - 11:05 a.m.	Period 4 10:35 a.m. - 11:25 a.m.	Period 4 10:35 a.m. - 11:25 a.m.
	Period 4 11:07 a.m. - 11:57 a.m.	Lunch 11:27 a.m. - 11:57 p.m.	Period 5 11:27 a.m. - 12:17 p.m.
	Period 5 11:59 a.m. - 12:49 p.m.	Period 5 11:59 a.m. - 12:49 p.m.	Lunch 12:19 p.m. - 12:49 p.m.
12:51 p.m. – 1:41 p.m.	Period 6	Period 6	Period 6
1:43 p.m. – 1:45 p.m.	Period 7 & Afternoon Announcements		
1:45 p.m. – 2:35 p.m.	Period 7	Period 7	Period 7
2:35 p.m.	Dismissal		

# Advisory Schedule

Every  
Thursday,  
right after  
homeroom

(schedules are on  
our website)



## Glenwood Middle School Advisory Schedule

Time	6th Grade	7th Grade	8th Grade
7:40 a.m. – 7:49 a.m.	Arrival		
7:50 a.m. – 7:57 a.m.	Homeroom		
7:59 p.m. – 8:46 p.m.	Advisory		
8:48 a.m. – 9:31 a.m.	Period 1	Period 1	Period 1
9:33 a.m. – 10:16 a.m.	Period 2	Period 2	Period 2
10:18 a.m. – 11:01 a.m.	Period 3	Period 3	Period 3
Lunch Block 11:03 a.m. - 1:03 p.m.	Lunch 11:03 a.m. - 11:33 a.m.	Period 4 11:03 a.m. – 11:46 a.m.	Period 4 11:03 a.m. – 11:46 a.m.
	Period 4 11:35 a.m. - 12:18 p.m.	Lunch 11:48 a.m. - 12:18 p.m.	Period 5 11:48 a.m. - 12:31 p.m.
	Period 5 12:20 p.m. - 1:03 p.m.	Period 5 12:20 p.m. - 1:03 p.m.	Lunch 12:33 p.m. - 1:03 p.m.
1:05 p.m. – 1:48 p.m.	Period 6	Period 6	Period 6
1:50 p.m. – 1:52 p.m.	Period 7 & Afternoon Announcements		
1:52 p.m. – 2:35 p.m.	Period 7	Period 7	Period 7
2:35 p.m.	Dismissal		

# **School Meals and Water Bottles**



# School Meals

- Breakfast
  - Served from 7:40 a.m. - 7:50\* a.m. in the cafeteria
  - \$2.00
- Lunch
  - Grade-level lunch periods
  - \$3.30
  - Students do not have to pre-order

*\*Food is only permitted in the cafeteria*



# Free and Reduced Meals (More than meals!)

- HCPSS participates in the National School Lunch and Breakfast Programs which provide families with significant benefits to help save money. Additional benefits include reduced tuition, testing fees, internet, and more.
- Qualification is based on family size and income, and enrollment is confidential.
- *Families must submit a new application every school year.* <https://www.hcpss.org/food-services/farms/>

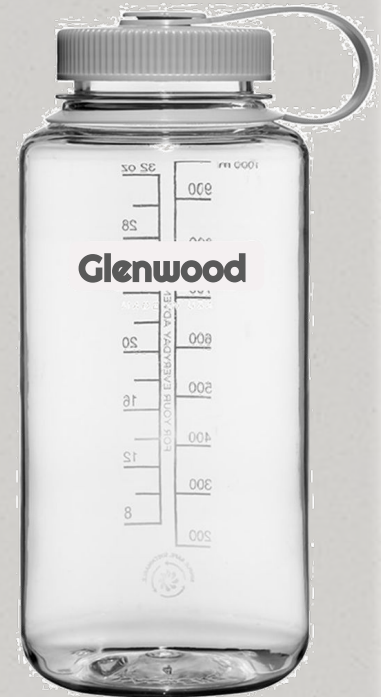


## **Lunch and Recess**

In middle school,  
lunch and recess are  
scheduled together in a  
30-minute block.

# Water Bottles

- Clear, when possible
- Water only (no coffee, soda, tea, juice, etc.)
- [Temporary] water filling stations around the school\*
- Teachers may ask students to put water bottles away near equipment, assessments, or other classroom materials.



# Lockers & Backpacks



# Lockers

- 6th grade students will get their lockers today!
- Combinations should be protected and private
- Encourage your child to write their combination in a safe place for reference after breaks
- Students are not permitted to share lockers.

*\*\*\*The lock will tighten as your child approaches the 3rd number. When they hear a “click” they should pull the door open.\*\*\**

1. Start at 0. Turn dial **RIGHT** 3 whole turns until you reach the first number of the combination.  

2. Turn dial **LEFT** one time past above number and continue until you reach the second number.  

3. Turn dial **RIGHT** until you reach the third number holding the dial tightly. The lock will release automatically as you pull the dial.  


Please memorize your number and keep your locker combination in a safe place.

# Locker Times

## Lockers

- Arrival
- Before Lunch
- After Lunch
- Dismissal
- Other times? Ask a teacher for a pass



*Students will be given time to learn how to use their lockers.*

*There will be staff available to help students with their lockers.*



# Backpacks & Lockers

- Students can carry them to / from school, but they should be kept in lockers during the day.
- Items can be stored inside of desks in most classrooms.
- Lockers are narrow.
- No wheels on backpacks.



Students may carry a small purse/fanny pack/"everywhere belt bag" for small personal items (no string bags).

These items should be kept inside of desks in the classroom.

# **Enrichment Seminars & After-School Program**



# Enrichment Seminars

## **SY2023-24 Offerings:**

TV Production

Photography

Creative Writing

Engineering

Film Production

Yearbook

Debate Team

Computer Programming

Forensic Science

Green Team

Newspaper

Rubik's Cube Team

# Enrichment Seminars

- Students can participate in 2 enrichment seminars
- They will learn about them from Ms. Storr
- Kids will miss class to attend, but they will not miss the same class more than 2 times per quarter (this is in addition to band sectionals).
- Excused absence - students are expected to make up missed work
- Not part of your child's grade





# **Code of Conduct, Cell Phones, Social Media, Bullying**



# HCPSS Student Code of Conduct

### HCPSS Student Code of Conduct

The HCPSS Student Code of Conduct provides a framework for behavioral goals and disciplinary policies. All students are expected to follow the code of conduct. The code of conduct is a living document that is updated as needed. The code of conduct is a living document that is updated as needed.

**Expectations for Students, Families and Community Members**

**Expectations for Students:**

- Students are expected to follow the code of conduct.
- Students are expected to follow the code of conduct.
- Students are expected to follow the code of conduct.

**Expectations for Families and Community Members:**

- Families and community members are expected to support the code of conduct.
- Families and community members are expected to support the code of conduct.
- Families and community members are expected to support the code of conduct.

### HCPSS Student Code of Conduct

**Expectations for Students, Families and Community Members**

**Expectations for Students:**

- Students are expected to follow the code of conduct.
- Students are expected to follow the code of conduct.
- Students are expected to follow the code of conduct.

**Expectations for Families and Community Members:**

- Families and community members are expected to support the code of conduct.
- Families and community members are expected to support the code of conduct.
- Families and community members are expected to support the code of conduct.

### HCPSS Student Code of Conduct

**Families will do their best to:**

- Support and encourage their child's participation in all school activities.
- Communicate with the school regarding any concerns or issues.
- Follow the school's policies and procedures.
- Participate in the school's programs and activities.
- Provide a safe and supportive home environment for their child.

**Community Partners may:**

- Provide and foster positive relationships with all students.
- Participate in the school's programs and activities.
- Provide a safe and supportive home environment for their child.
- Participate in the school's programs and activities.
- Provide a safe and supportive home environment for their child.

**For general information on HCPSS student conduct and disciplinary policies, please contact the Department of Program Innovation and Student Well-Being at 410.312.2121, or visit [www.hcpss.edu](http://www.hcpss.edu).**

### HCPSS Student Code of Conduct

LEVEL 1	LEVEL 2	LEVEL 3	LEVEL 4	LEVEL 5
Minor Offense	Minor Offense	Minor Offense	Minor Offense	Minor Offense
Disruption	Disruption	Disruption	Disruption	Disruption
Disruption	Disruption	Disruption	Disruption	Disruption
Disruption	Disruption	Disruption	Disruption	Disruption
Disruption	Disruption	Disruption	Disruption	Disruption
Disruption	Disruption	Disruption	Disruption	Disruption

See the link in the sidebar at [www.hcpss.org/parents/](http://www.hcpss.org/parents/) or requested from the Policy Office at 410.312.2121

### HCPSS Student Code of Conduct

**Expectations for Students, Families and Community Members**

**Expectations for Students:**

- Students are expected to follow the code of conduct.
- Students are expected to follow the code of conduct.
- Students are expected to follow the code of conduct.

**Expectations for Families and Community Members:**

- Families and community members are expected to support the code of conduct.
- Families and community members are expected to support the code of conduct.
- Families and community members are expected to support the code of conduct.

### HCPSS Student Code of Conduct

LEVEL 1	LEVEL 2	LEVEL 3	LEVEL 4	LEVEL 5
Minor Offense	Minor Offense	Minor Offense	Minor Offense	Minor Offense
Disruption	Disruption	Disruption	Disruption	Disruption
Disruption	Disruption	Disruption	Disruption	Disruption
Disruption	Disruption	Disruption	Disruption	Disruption
Disruption	Disruption	Disruption	Disruption	Disruption
Disruption	Disruption	Disruption	Disruption	Disruption

### HCPSS Student Code of Conduct

**Expectations for Students, Families and Community Members**

**Expectations for Students:**

- Students are expected to follow the code of conduct.
- Students are expected to follow the code of conduct.
- Students are expected to follow the code of conduct.

**Expectations for Families and Community Members:**

- Families and community members are expected to support the code of conduct.
- Families and community members are expected to support the code of conduct.
- Families and community members are expected to support the code of conduct.


### HCPSS Student Code of Conduct

LEVEL 1	LEVEL 2	LEVEL 3	LEVEL 4	LEVEL 5
Minor Offense	Minor Offense	Minor Offense	Minor Offense	Minor Offense
Disruption	Disruption	Disruption	Disruption	Disruption
Disruption	Disruption	Disruption	Disruption	Disruption
Disruption	Disruption	Disruption	Disruption	Disruption
Disruption	Disruption	Disruption	Disruption	Disruption
Disruption	Disruption	Disruption	Disruption	Disruption

## Cell Phones

Personal communication devices like cell phones need to be “off and away all day” which means off/silent and out of sight. This includes lunch, recess, hallways and bathrooms.

Smart watches should be on “focus” mode or “do not disturb”



## Laptops

Students will use their laptops for instruction during the school day. Students will receive laptops today!







# What Can We Do If We Suspect Bullying/Cyberbullying?

## Normal Peer Conflict

- Peers have equal power or are friends with each other
- Conflict happens occasionally or rarely.
- May be accidental
- May not be serious; no threat of harm.
- Equal emotional reaction from both peers
- Not seeking power or attention and not trying to gain something
- General remorse - will want to take responsibility
- Effort on both sides to solve the problem

*\*Adapted from Bully-Proofing Your School, 2004*

## Bullying/Harassment

- Imbalance of power between peers; not friends.
- Repeated negative actions that happens often
- Purposefully done
- Serious with threat of physical or emotional harm
- Strong emotional reaction from victim and little or no emotional reaction from bully
- Seeking power, control or material things.
- No remorse - bully blames victim; no guilt from bully
- No effort to solve the problem

# What Can We Do If We Suspect Bullying/Cyberbullying?

## How Can We Report?

- Student Report in School / Call Us / Report to Us
- Online:
  - <https://stopbullying.hcpss.org/report/bullying>
- Paper Form:
  - Front office
  - Counseling Center

<https://stopbullying.hcpss.org/>

**RISE & GlenwoodTogether**





# RISE

At GMS we are committed to...

- demonstrating RESPECT for ourselves and others.
- establishing and maintaining INCLUSIVE relationships.
- STRIVING to do our best.
- EMPOWERING all community members to advocate for themselves and others.



## Glenwood Middle School Matrix

**R****I****S****E****RESPECT****INCLUDE****STRIVE****EMPOWER****School**

- Use materials and equipment appropriately
- Use appropriate language
- Keep the school clean

- Be open to others' ideas
- Resolve conflicts in a positive manner

- Keep your locker and materials organized
- Keep track of your academic progress

- Get involved in school activities
- Report incidents that are harmful or unsafe

**Self**

- Dress appropriately
- Be prepared with materials
- Use technology responsibly

- Stay true to your values
- Embrace the opinions of others

- Always do your best work
- Arrive to school and class on time
- Turn in work on time
- Use your agenda book

- Be authentic
- Advocate for yourself
- Take responsibility for your actions

**Others**

- Be considerate of others' opinions
- Demonstrate self control
- Respect others' property and personal space

- Welcome all students
- Include others in activities
- Be accepting of others' differences

- Demonstrate good sportsmanship
- Be supportive of others

- Be a positive leader
- Advocate for others
- Speak up for what is right
- Be honest

# **GLENWOOD**TOGETHER



**STRONGER TOGETHER.  
THRIVING TOGETHER.  
ALL TOGETHER.**

# Communication





# Visit Our Website for News and Upcoming Events

**Glenwood Middle School** Contact Us Search

Home About News Calendar Our Staff Services Get Involved HCPSS Resources School Resources

**IMPORTANT NEWS & UPCOMING EVENTS**

- New GMS 2024-2025 Start Time**  
New GMS 2024-2025 Start Time
- Orientation for 6th Grade and Newly Enrolled Students and Families: August 22, 2024**  
2:00 p.m. - 3:00 p.m.
- Where in the World is Glenwood Middle School? Summer Photo Contest 2024**  
#GlenwoodWorld2024
- 2024-2025 School Supply List**  
2024-2025 School Supply List
- Updated COVID-19 Guidance**  
Updated 3/20/2024
- Will Your Student Attend a Different School in the Fall?**  
Withdrawal or transfer information

# School Messages / Communication

- Newsletter - Every other week on Friday
- PTSA Newsletter - Every other week - opposite Fridays
- Website - Updated regularly ([gms.hcpss.org](https://gms.hcpss.org))
- GMS Twitter - [www.twitter.com/hcpss\\_GMS](https://www.twitter.com/hcpss_GMS)
- Principal's Instagram - [@principal\\_shindel](https://www.instagram.com/principal_shindel)



**2024 STUDENT**

# Summer Vacation Photo Contest

Where in the World is Glenwood Middle School?

---

# HCPSS Connect



Provides single sign-on access to student information & classroom instructional tools:

- Family File - Completed online - must be updated each year!
- Visit <http://www.hcpss.org/connect/> to update or for ways to get help with your username or password





# Back to School Night





Back to School Night  
Wednesday,  
September 4  
6:00 pm



*Cedun Chavez*  
PHOTOGRAPHY

Thank you for visiting us  
today and we can't wait to  
see you again soon!

Your children will meet you here.

Join us at the PTSA's Meet & Greet at  
Western Regional Park, 3:15 p.m.