

Welcome
to
Glenwood
Middle!



ADMINISTRATIVE TEAM



▪ **Gina Cash, Principal**
gina_cash@hcpss.org



▪ **Greg Lertora-Assistant Principal**
gregory_lertora@hcpss.org

Glenwood Middle


Mission: We will achieve our vision because we are committed to

- demonstrating **respect** for ourselves and others.
- establishing and maintaining **inclusive** relationships.
- **striving** to do our best.
- **empowering** all community members to advocate for themselves and others.

Vision:

At Glenwood Middle School, we are committed to fostering relationships between students, staff and families that empower all members of our community to achieve success.





How can you contact us?

Email is great! But you can also reach us by phone.

★ Front Office

- PH 410-313-5520
- Fax 410-313-5534

★ Student Services

- PH 410-313-5525

★ Health Room

- PH 410-313-1282
 - Fax 410-489-7473
-



PTSA

Welcome to the GLENWOOD PTSA!

Glenwood Middle School is a small, dynamic school within the Howard County Public School System, located in Glenwood Maryland. Our Parent Teacher Student Association works closely with our teachers, administrators and community to make Glenwood a fun, supportive and enriched learning environment.


■ President- Molly Moore

- ◆ Please join the PTSA
- ◆ Support PTSA fundraisers
- ◆ “Like” us on Facebook

Bookmark Our website and check for updates!

<http://glenwoodptsa.org/>

WHO IS MY CHILD'S COUNSELOR?



A-L – Mrs. Hoffman

caren_hoffman@hcpss.org

M-Z - Mrs. O'Connor

liz_o'connor@hcpss.org

Counselors are available for consultation regarding academic progress, attendance issues, & student social/emotional concerns.

WHERE DO I FIND BUS ROUTES?

- <https://www.hcpss.org/schools/transportation/>
- Make sure your child knows their bus # and pick up & drop off times

*Street number is not required.
Do not enter street name suffixes (Avenue, Street, Lane, etc.)
Enter as much info as possible to speed up the search.*

Street Number:

Street Name (first 5 characters or less):

School & Bus Locator

Find your child's school and view bus pickup times



BELL SCHEDULES

Regular
Day

Period	Time
HR	7:40-7:48
1	7:50-8:40
2	8:42-9:32
3	9:34-10:24
Lunch & Recess	10:26-10:56
4	10:59-11:49
5	11:51-12:41
6	12:43-1:33
7	1:35-2:25

Period	Time
HR	7:40-7:48
1	7:50-8:34
2	8:36-9:22
3	9:24-10:10
Lunch & Recess	10:10-10:40
4	10:43-11:29
5	11:31-12:17
6	12:19-1:05
7	1:07-1:53
Advisory	1:55-2:25

Wednesdays

You are here-



6th
grade
wing-
sort of...

Related
Arts
Classes



First Day Procedures

Where does my child enter the building?

- **Bus riders will enter through the main doors out front.**
- **Car riders will enter through the side doors at one of the student drop-off points.**

Where do they go on the first day?

- **All students should report directly to their homerooms after entering the building.**
- **Students may not enter the building before 7:25 on any school day unless they have a pass from a staff member.**



Info for Car Riders

Enter at Old Bushy Park!

Please drive up to and around the blacktop when dropping your child off.

Students should only exit your car at one of the two drop off locations identified on the side of the building.

Be sure to watch for staff directing traffic when you exit the blacktop. You may be asked to stop and wait for students in the crosswalk and buses departing.



★ Mark the two drop off locations for students. Please use the first available one as you pull up. Students of all grade levels can enter through either door.





LUNCH



- Make sure your child has a lunch or money to purchase a lunch each day
 - ◆ Breakfast \$2.00 Lunch \$3.25 Milk only \$.50
- Your child will get to choose a table. Sign-ups will take place sometime during the first month of school.
- **Point of Sale System (POS)- students will use their codes from previous years**
 - ◆ Copy of codes for students who forget
 - ◆ Cash will still be accepted throughout the school year
 - ◆ Payments can be made online through an app or students can bring in money to add to their account at : myschoolbucks.com
 - ◆ Please keep track of account funds (My School Bucks can send you alerts!)
 - ◆ Turnover isn't immediate- fund take about 24 hours to post to the account.

LOCKERS

- 6th grade gets their lockers today!
- 7th and 8th grades will receive their lockers on the first day.
- Please remind your child to protect their combination.
- Students are not permitted to share lockers.

LOCKER INFORMATION - CONFIDENTIAL

DO NOT SHARE YOUR LOCKER OR LOCKER COMBINATION WITH ANYONE.

NAME: _____

GRADE: _____

LOCKER: _____

COMBINATION: _____

1. Start at 0. Turn dial **RIGHT** 3 whole turns until you reach the first number of the combination.



2. Turn dial **LEFT** one time past above number and continue until you reach the second number.



3. Turn dial **RIGHT** until you reach the third number holding the dial tightly. The lock will release automatically as you pull the dial.




PULL UP

Please memorize your number and keep your locker combination in a safe place.

DOES THE SCHOOL HAVE A DRESS CODE?

- Unduly exposes or reveals skin or undergarments.
- Causes or is likely to cause a substantial or material **disruption** to school activities or the orderly operation of the school.
- Depicts **profanity, obscenity, the use of weapons, or violence.**
- Promotes use of **tobacco, drugs, alcohol** products or implies or contains **sexually suggestive messages**
- Contains **rude, disrespectful, or discourteous** expressions inconsistent with civil discourse and behavior.



WHAT DO I DO IF MY CHILD IS LATE OR ABSENT?



- Ways to report an absence:
 - gmsabsence@hcpss.org (Be specific; name, grade, reason)
 - Use the link on our website to report an absence
 - **A signed parent note or doctor note is required when the student returns for the absence to be excused.**
- Late: Sign in your child at the Front Office with a note if they are late, or they may sign themselves in with a note.
- Discretionary / Extended Absence forms are available online and in the GMS Student Services Office. We cannot excuse more than 3 days per year.



HOW CAN I BEST SUPPORT MY CHILD?

- Ensure regular attendance
- Establish daily homework routines
- Review the agenda book regularly
- Each week, review class grades with your child using Canvas
- Contact the teacher
- Attend teacher conferences
- Trust, but verify! (Use the 24- hour rule! ;)

News and Events App

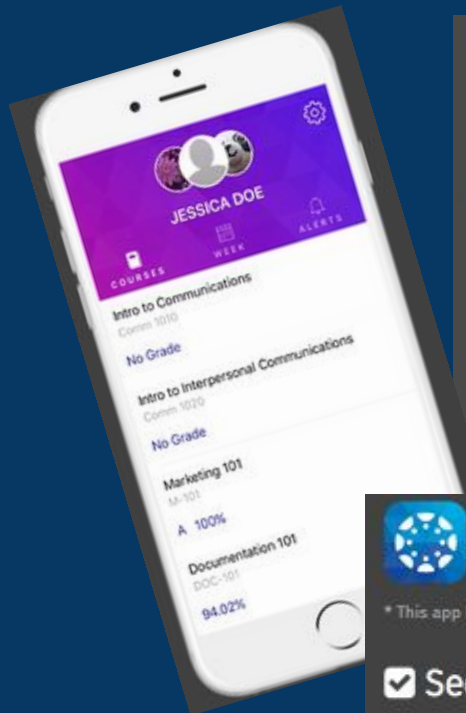
- ✓ Stay up to date with school news and events with customized news feeds
- ✓ Quickly view school contact information
- ✓ Easily find our social media accounts



Canvas - Parent App*


* This app has been optimized for middle and high school parents/guardians.

- ✓ See your child's grades and courses**
- ** Grades will only be shown for middle and high school students.
- ✓ View course announcements and a weekly calendar
- ✓ Set up student activity alerts



<https://www.hcpss.org/connect/>

PBIS

	Glenwood Middle School Matrix			
	R	I	S	E
	RESPECT	INCLUDE	STRIVE	EMPOWER
School	Use materials and equipment appropriately Use appropriate language Keep the school clean	Be open to others' ideas Resolve conflicts in a positive manner	Use your agenda book Be organized Keep track of your academic progress	Get involved in activities Report incidents that are harmful or unsafe
Self	Dress appropriately Bring materials to classes Use technology responsibly	Stay true to your own values Embrace the opinions of others	Be honest Always do your best Be on time to school and class	Be authentic Advocate for yourself Take responsibility for your actions
Others	Be considerate of opinions other than your own Demonstrate self control Respect others' property Respect personal space	Be welcoming to all students Include others in activities Be accepting of others' differences	Demonstrate good sportsmanship Be supportive of others	Be a positive leader Advocate for others Speak up for what is right

- ◆ Framework to encourage student responsibility, preparedness and respect.
- ◆ Our core values focus on supporting students.





- **HCPSS Guidelines:**
 - **Students must comply with class & school rules and all relevant HCPSS Board Policies (Responsible Use of Technology & Social Media, Technology Security)**
 - **Student can use their personal devices**
 - **Before homeroom**
 - **During lunch/recess**
 - **After dismissal**
 - **In class as instructed by the teacher**

SOCIAL NETWORKING CAUTIONS



- 13 years old- Age requirement
- #1 cause of stress in teenagers is social media
- Issues in school start on social media
- Be sure to monitor any accounts your child is using.



Students CAN face disciplinary consequences for social media posts that cause disruption to normal school operations.

Back To School Night



September 12th @ 6:00 PM

OUTDOOR EDUCATION OCTOBER 15-17



- Price: \$160 student; \$135 chaperones*
- General Info/ Permission packet distributed Sept. 10th and due by October 4
- Oct 10th Parent **Chaperone** Info. Night at 7:00 pm in GMS Media Center
- Direct your questions to Jennifer Janowich (jennifer_janowich@hcpss.org)
- Field Trip permission slips, \$, medical forms collected during homeroom.

Adolescent Development



PHYSICAL



SOCIAL



EMOTIONAL



COGNITIVE

“The Roller Coaster of Emotions”



(You don't have to get on!)



Use the “24-hour Rule”

Normal Peer Conflicts vs. Bullying

- ★ Equal social power or friends
- ★ Happens occasionally/accidentally
- ★ Not serious
- ★ Equal emotional reaction
- ★ Not seeking power/attention/control
- ★ Not trying to get something or coerce
- ★ Remorse- takes responsibility
- ★ Desire to solve the problem/repair the relationship

- Imbalance of power/not friends
- Repeated negative actions/words
- Purposeful
- May involve serious threat or physical/emotional harm
- Strong emotional reaction from victim, little/none from aggressor
- Aggressor seeks to gain power, control, possession
- No remorse- blames victim
- No effort/desire to resolve/repair





The Butterfly



WHAT SHOULD YOU DO WHEN YOU MEET UP WITH YOUR CHILD?

- 6th Grade students can leave any school supplies in their locker today
- New student orientation is complete when your child feels comfortable opening their locker and has found their classes





Questions???





Room #	Teacher	Students
38	Ludlow	A-Ca
17	Powers	Ce-FI
19	Sceपुरa	Fo-H
22	Hoesch	J-Mar
20	Cornelius	Mas-Oc
13	Tralka	O'D-Sh
29	Mehalko	Si-Z

Homerooms

You are here-



6th
grade
wing-
sort of...

Related
Arts
Classes

